

STUDENT OUTCOMES

BACHELOR OF SCIENCE IN INTERNATIONAL HOSPITALITY
MANAGEMENT



DECEMBER 2022



Student Outcomes Analysis - Bachelor

The reporting on student outcomes for the Bachelor of Science in International Hospitality Management offered by the EHL Hospitality Business School (hereafter EHL) is prepared and updated for public disclosure purposes as defined by the New England Commission for Higher Education and the Council for Private Education.

Data Source:

EHL Hospitality Business School: Enterprise Data Management system – Academic Administration Data Pole

Benchmark: The data provided is also benchmarked against the average for four-year postsecondary institutions offering a bachelor's or equivalent degree in the US, retrieved from the website of the National Center for Education Statistics (<https://nces.ed.gov/ipeds/TrendGenerator/#/>).

Graduation Rate

This section provides data regarding the graduation rate¹ for first-time students entering in the Preparatory Year of the Bachelor course (Figure 1) and students entering directly either in the first or the second year of the Bachelor course (“non first-time students”; Figure 2). It also provides the overall graduation rate for EHL students with an international benchmark (Figure 3).

Figure 1. Graduation Rate of First-Time Bachelor Students (150% time)

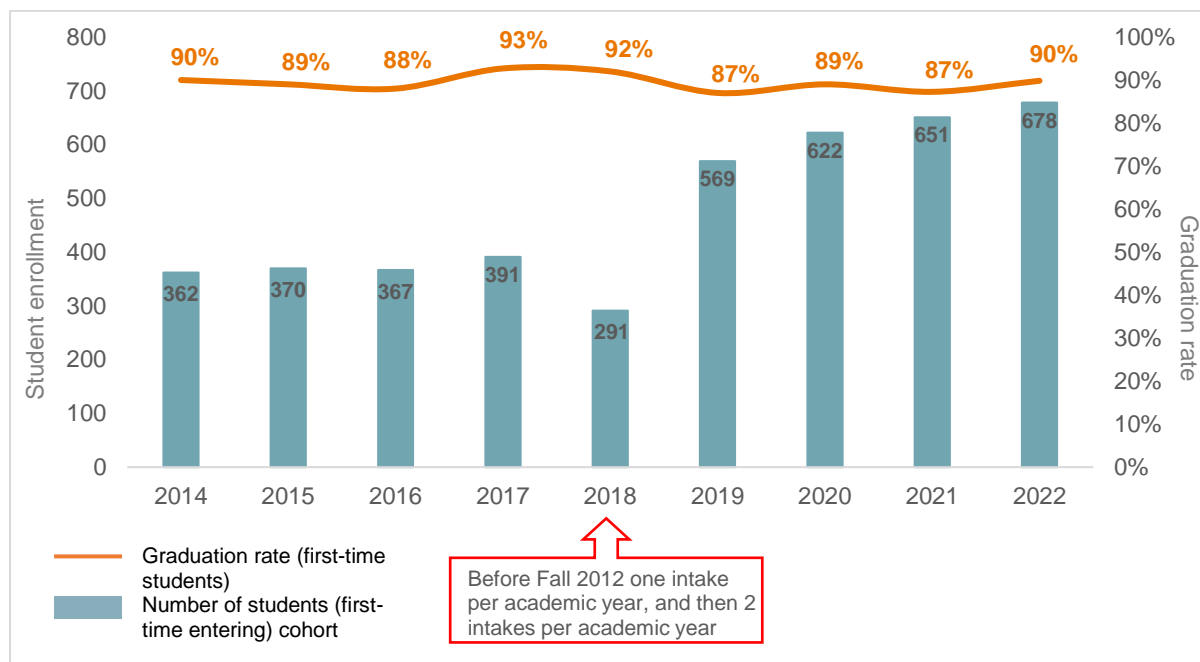
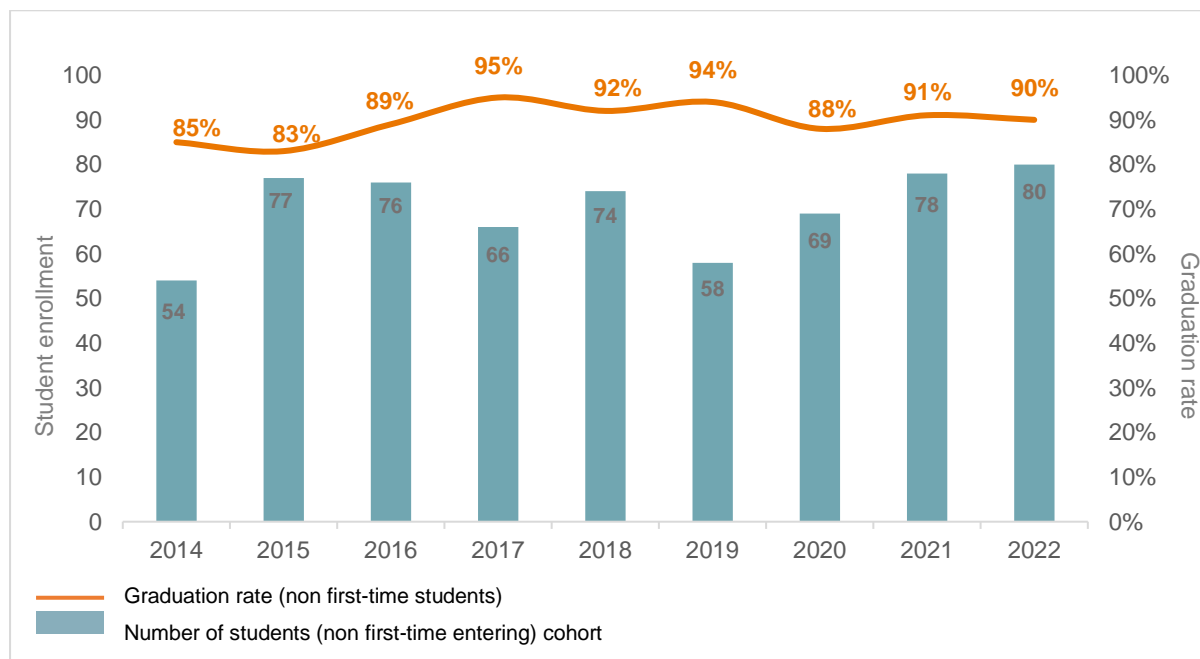
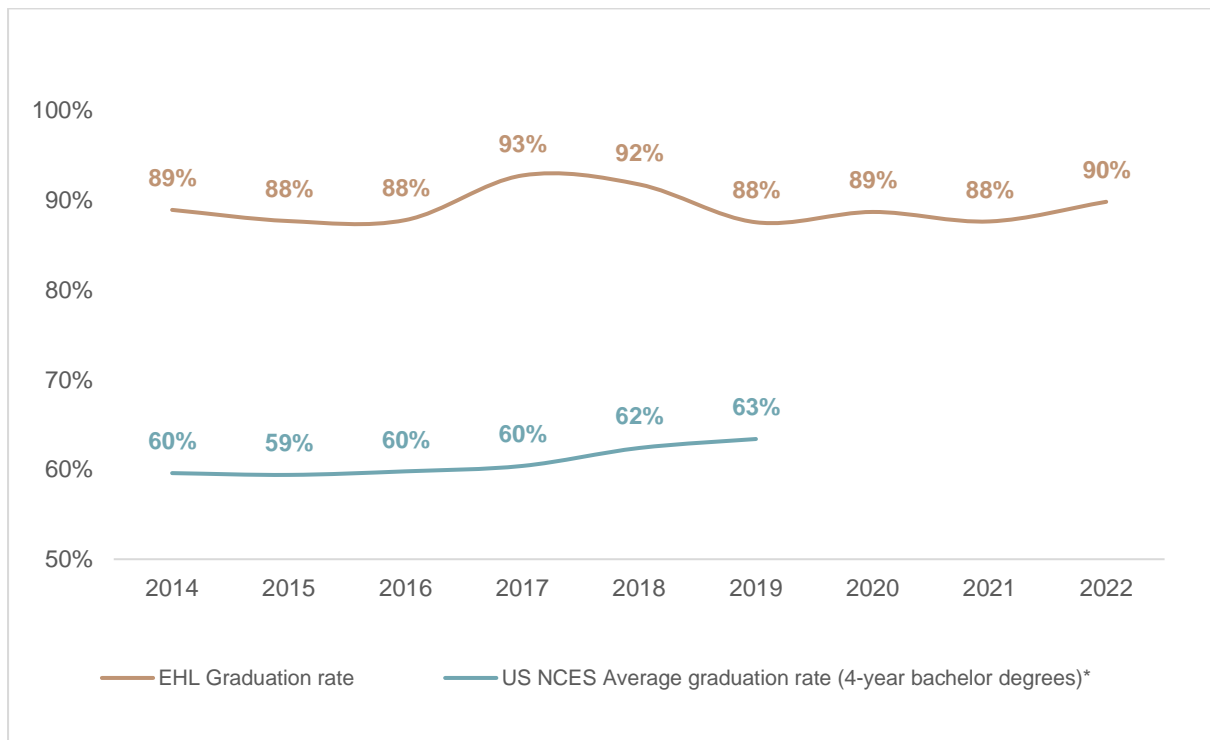


Figure 2. Graduation Rate of Non First-Time Bachelor Students (150% time)



¹ Since the graduation rate is calculated for the maximum duration of studies (150% of normal duration), the first-time students cohort enrolled 6 years before the reporting date, the Bachelor year-1 cohort enrolled 4 years before the reporting date and the Bachelor year-2 cohort entered 3 years before the reporting date.

Figure 3. EHL Bachelor Student Graduation Rate (150% time) with Benchmark



* Source: <https://nces.ed.gov/ipeds/TrendGenerator/#/>

Retention Rate

This section provides data regarding the retention rate² of EHL Bachelor students (Figures 4 and 5). This ratio examines the percentage of bachelor's degree seeking students enrolled in the prior fiscal year that are still enrolled in the reporting year.

Figure 4. EHL Bachelor Student Retention Rate

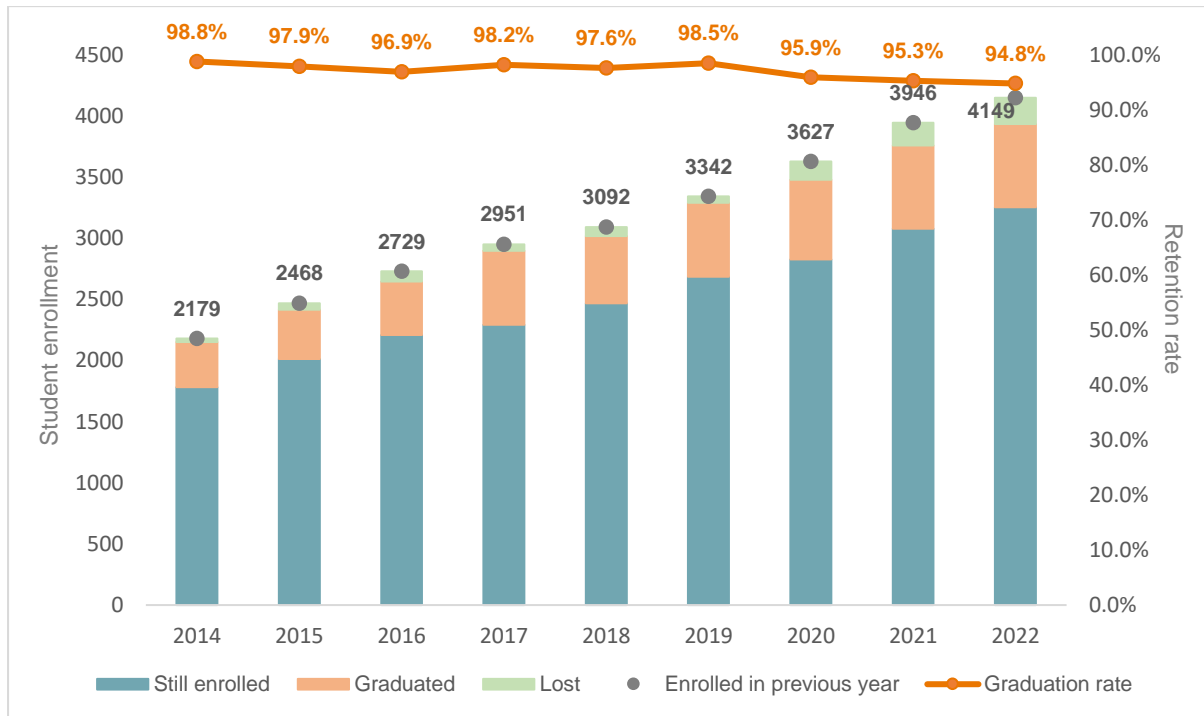
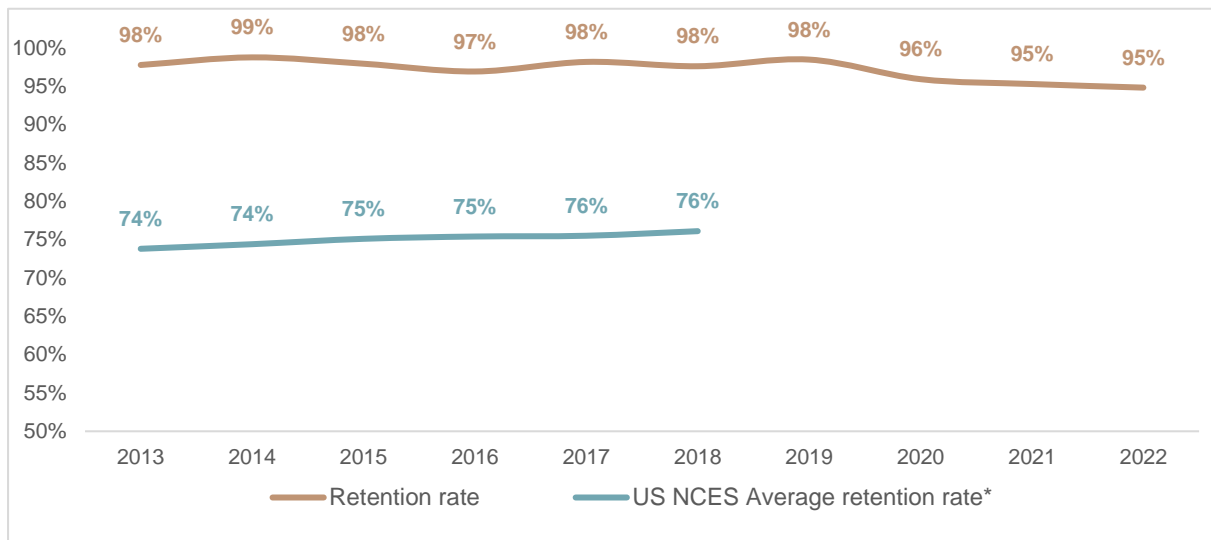


Figure 5. EHL Bachelor Student Retention Rate with Benchmark



* Source: <https://nces.ed.gov/ipeds/TrendGenerator/#/>

² It should be noted that the ratio used at EHL has been calculated for the entire duration of studies and graduating students are then excluded from the cohort. The calculation is also based on the enrolment for a given fiscal/calendar year (this method allows to better factor in the switch from annual to semester-based intakes). Whereas in the US, the ratio is usually based on a comparison for the fall cohort between two consecutive years and, only for the first two years of the course.